



New Leader's Guide to Success





NEW LEADER'S GUIDE TO SUCCESS

Table of Contents

You—A Girl Scout Leader	3
Let's Get Started	4
Volunteer Resources	5
More Volunteer Resources.....	6
The Girl Scout Leadership Experience	7
Where Girl Scouts Can Take Your Girls	8
What Makes A Successful Troop Experience.....	9
Guiding Your Troop Experience	10
Family Connections	11
Your First Troop Meeting.....	12
Keeping Girls Safe.....	13
Funding the Fun.....	14
Council Contact Information.....	15

The Girl Scout Promise

On my honor, I will try:
To serve God* and my country,
To help people at all times,
And to live by the Girl Scout Law.

The Girl Scout Law

I will do my best to be
honest and fair,
friendly and helpful,
considerate and caring,
courageous and strong, and
responsible for what I say and do,
and to
respect myself and others,
respect authority,
use resources wisely,
make the world a better place,
and be a sister to every Girl Scout.

Our Mission

Girl Scouting builds girls of courage,
confidence, and character, who make
the world a better place.

*Members may substitute for the word God in accordance with their own spiritual beliefs.



NEW LEADER'S GUIDE TO SUCCESS

You—A Girl Scout Leader!

Your Role

Being a Girl Scout troop leader is an incredible journey for you and your girls. And together you'll shape the future through all you do today! Along the way, you'll hone your own leadership style and discover that you'll achieve more than you thought possible.

In Girl Scouting, leadership isn't about being in charge or having a title; it's recognizing that you're part of a team and understanding that team's needs and interests.



Leadership is teaching girls:

- That they can do and be anything!
- That they are decision-makers who should own their decisions.
- How to live the Girl Scout Law by modeling it for them.

As a leader, see yourself as a coach who:

- Advises and cheers on your troop, not as a teacher with a planned lesson or activity.
- Ensures each girl can carry out her responsibilities within the troop.
- Encourages girls to build their skills and their ethics.
- Gives more responsibility to the girls as they grow and develop.

It's important to remember that:

- You can't expect to know everything the girls might want to learn.
- You'll explore and learn alongside your girls and grow your confidence in the process.
- You're not expected to know everything about Girl Scouting, but you should know where to go for information—and to ask for help when you need it.



NEW LEADER'S GUIDE TO SUCCESS

Let's Get Started!

Registration and Placement

All troop leaders must have current membership and be active in the troop leader role for their troop. Adding the role (or being placed into the role by a GSOSW staff member) automatically triggers the background check process if there is no background check on file already.

If you need assistance being placed into the leader role for your troop, just let us know by emailing the Support and Onboarding team at answers@girlscoutsw.org.

Troop Leader Onboarding

Whether you're new to Girl Scouts (Welcome!), or a seasoned volunteer stepping up to lead a troop (Amazing!), all volunteers added to a new troop leader role will receive troop leader onboarding by the Support and Onboarding team.

As part of onboarding, leaders will receive a welcome email with information about activating your gsLearn account and completing online training. Once a leader's gsLearn account is activated, a Support and Onboarding Specialist will assign the Onboarding Leader Learning Path to the leader in gsLearn.

The **Troop Leader Onboarding Learning Path** is the required online training for troop leaders. Once assigned, it can be found right on the gsLearn main dashboard. Leaders have 4 weeks to complete the learning path, and will receive weekly reminder emails from gsLearn!

When the learning path is complete, the Support and Onboarding Specialist will notify the leader that they're all set with onboarding, and will provide lots of resources to help that leader feel confident and comfortable in their new role!

Explore your MyAccount

To register yourself or your girl as a Girl Scout, you'll create a Girl Scout online account. After you've completed registration, your **MyAccount** will help you manage all of your household members' information and participation, renew memberships every year, find troop details, register for events, connect to the Volunteer Toolkit (more to come on that!), and access gsLearn to take additional online training!

If you haven't explored your MyAccount yet, here's how you can:



- [Log in!](#)
- Click on the yellow MyAccount button at the top of the page.
- Start exploring the tabs in the white bar running down the left side of the screen.



NEW LEADER'S GUIDE TO SUCCESS

Volunteer Resources

The Volunteer Toolkit

This fully customizable digital planning tool provides you with Girl Scout program content, award requirements, and other resources, so that you can keep your Girl Scout year running smoothly. Accessible from any computer, tablet, or mobile device, the Volunteer Toolkit lets troop leaders:

- Explore meeting topics and program activities with their girls.
- Print step-by-step activity guides and shopping lists.
- Manage girl attendance and track achievements.
- Add local events.
- Track and share financial information.
- Message and share meeting activities with troop families.

...plus so much more! Learn more and access the Volunteer Toolkit by logging into myGS on the GSOSW website.

gsLearn

Confident leaders are prepared leaders, and our online trainings provide all the info you need to get started as a troop leader. In gsLearn, you can find all required GSOSW online training, as well as additional learning opportunities offered by GSUSA. You can access gsLearn by logging into your myGS account on the GSOSW website (girlscoutsosw.org). Learn more about gsLearn by clicking [here](#).

Girl's Guide to Girl Scouting and Girl Scout Handbook

What does it mean to be a go-getting Girl Scout? These grade level-specific binders will help you break it down for your girls. It's part handbook, part badge book, and 100% fun!

Girl Scouts at Home

Meeting virtually? Girl Scouts at Home is where you'll find family friendly activities, virtual meeting resources, and a virtual events calendar with engaging sessions everyone can do from home! Find it at girlscouts.org/athome.

Safety Activity Checkpoints

This guide has everything you need to prepare for and keep your girls safe during a range of activities outside the normal Girl Scout troop meeting. It can be found at girlscoutsosw.org/forms.

Volunteer Essentials

With key information, policies, and procedures that support the safe and consistent delivery of Girl Scout programming to girls across the council, Volunteer Essentials is just that—essential. By agreeing to be a Girl Scout volunteer, you agree to follow the guidance outlined in this resource. Volunteer Essentials is updated annually, and the latest version can always be found at girlscoutsosw.org/forms.

Tips for Troop Leaders

When you're looking for real-world advice from fellow troop leaders who've been there, this volunteer-to-volunteer resource on the Girl Scouts of the USA website has the tips you need for a successful troop year. Find it at girlscouts.org/tipsfortroopleaders.



NEW LEADER'S GUIDE TO SUCCESS

More Resources

GSOSW Council Volunteer Policies & Procedures

Updated annually, this document contains GSOSW-specific policies and procedures. From managing troop finances to travel requirements, this is your go-to resource for anything GSOSW. The latest version can always be found at girlscoutsosw.org/forms.

Girl Scout Training

At GSOSW, we strive to offer an adult training progression matching the girl progression experience. Our trainings are designed to offer adults insight on girl and adult readiness, and present ideas for how adults can teach girls skills in an empowering way.



Adult Volunteer Learning Progression Chart

This chart provides an outline of the core training requirements for GSOSW troop leaders and the order in which they are taken. Leaders progress to the next training before girls begin planning for their next trip in order to assess the troop's readiness for the next level of activity.

What is Adult Progression

Progression in Girl Scouting is based upon the increased development of skills within an increased difficulty of activities. GSOSW trainings are meant to foster progression and skill advancement in volunteers, so they can then teach those same principles to their girls. Leaders who gradually progress through their training are better prepared to meet girls where they're at and able to teach them effective planning and skill-building. This is essential in leading a successful girl-led program, as well as in helping to shape girls of courage confidence and character who make the world a better place.



Day Trips Training

This training equips adults to assist girls with the planning and implementation of safe, fun, and successful day trips and short outings.

This training is to be taken prior to leaving the meeting place when girls are ready to begin planning a trip of their choice. Expect to spend **at least 2 months** teaching and preparing the troop for their first outing.

Register through **myGS**.

Indoor Overnights Training

This training provides the skill instruction to assist girls to plan an indoor overnight* trip.

This training is taken when girls are ready to plan and sleep overnight without a parent or guardian present. Expect to spend **at least 3 months** teaching and preparing the troop for their first overnight trip.

Register through **myGS**.

*Staying overnight in an enclosed structure with running water, heat, flush toilets, kitchen facilities or a restaurant, and phone/cell coverage.

Outdoor Skills Training

This hands-on training instructs adults how to teach girls how to take themselves camping with minimal assistance from adults.

This training is required if the troop is **using fire to cook**, or if girls will be **interacting with a campfire**, even if they're sleeping indoors.

This training is taken when girls are ready to begin planning a camping trip. **Expect to spend 6 months or more** teaching and preparing the troop for this type of outing.

Register through **myGS**.

Online Training

As a new leader, you will complete the Troop Leader Onboarding Learning Path available in gsLearn, which includes GSOSW Foundations and Troop Finance. These online trainings are an introduction to volunteering and leadership with GSOSW and will provide you with everything you need to know to get started.

Grade Level Training

Grade level trainings give critical insight towards working with girls at particular ages, and help volunteers apply progression principles and the GSLE with their troop.

Take within the **first three months** of becoming a troop leader.

Register through **myGS**.

Extended Travel training may be taken after Indoor Overnights and is required when planning a trip of four or more nights, or trips more than 200 miles outside of council jurisdiction. Register through myGS.

Backpacking training is not currently offered through GSOSW. Outdoor Skills Training is required in conjunction to all of the instructions in Safety Activity Checkpoints for backpacking and primitive camping.



NEW LEADER'S GUIDE TO SUCCESS

The Girl Scout Leadership Experience

What makes Girl Scouts truly unique? Everything is designed especially for, and is tested by, girls! Our program centers on our research-backed Girl Scout Leadership Experience—that is, *what* girls do and *how* they do it. Activities are girl-led, which gives girls opportunities to explore leadership roles and to learn by doing in a cooperative-learning environment.

At Girl Scouts, girls will:

Discover: Every activity girls tackle through Girl Scouts helps them discover who they are, what excites them, and what their talents are.

Connect: Girls collaborate with and learn from other people as they expand their horizons. This helps them care about and inspire others.

Take action: As girls deepen their relationship with the world around them, they become eager to take action to make the world a better place.

So what does this mean for your troop? Through Girl Scouting, your girls will develop a strong sense of self, demonstrate positive values, seek challenges, solve significant problems in the community, and establish healthy relationships. These aren't just good qualities—they're leadership skills that will last a lifetime!


What Girl Scouts Do

No matter what excites your girls, they'll find engaging and fun activities in the four areas that make up the core of the Girl Scout program:




STEM

Computer science, engineering, robotics, outdoor STEM, and more.



OUTDOORS

Adventure and skill building, from the backyard to the backcountry, including through camping experiences.



LIFE SKILLS

Civic engagement, healthy living, global citizenship, communication skills—to name a few.




ENTREPRENEURSHIP

The Girl Scout Cookie Program—the largest girl-led entrepreneurial program in the world—teaches goal setting, decision making, money management, business ethics, and people skills.

Whether they complete Girl Scout Leadership Journeys, earn badges, run their own cookie business, pack for their first hike, change the world through Take Action projects, or any combination of these activities, at Girl Scouts, every girl has countless ways to explore our four program areas and hone the skills they'll need to power a lifetime of success—whatever that looks like for them.

Explore the many exciting possibilities with the Award and Badge Explorer at [girlscouts.org/badges](https://www.girlscouts.org/badges).



NEW LEADER'S GUIDE TO SUCCESS

Where Girl Scouts Can Take Your Girls

As your girls progress through Girl Scouts, they'll learn to take the reins and make their Girl Scout experiences their own—it's what being girl-led is all about! And as a leader, you'll encourage them to dream big and challenge themselves as they take their newfound passions to the next level.

While program elements—like outdoor expeditions and entrepreneurial ventures—align across all grade levels, Girl Scout Daisies and Brownies won't be doing the same activities as seasoned Seniors and Ambassadors. But by building on the knowledge and skills they gain year after year, your girls' confidence will grow exponentially and they'll be eager to take those next steps.

So what can you expect as they grow through each level of Girl Scouting?



DAISIES
K & 1ST

Girl Scout Daisies sparkle with that first-time newness in everything they do. They explore the world around them, learn about nature, science, and art—and so much more. Daisies can also earn learning petals.



BROWNIES
2ND & 3RD

Girl Scout Brownies work together as they earn badges and explore their communities. Friendship, fun, and age-appropriate activities begin at the Girl Scout Brownie meeting and move out to the community and the wider world. While earning badges, Brownies build skills, learn hobbies, and have fun!



JUNIORS
4TH & 5TH

Girl Scout Juniors are big-idea thinkers. They're explorers at camp and product designers when they earn their Innovation and Storytelling badges, or even their Bronze Award. Every day, they wake up ready to play a new role.



CADETTES
6TH - 8TH

Girl Scout Cadettes chart their own courses and let their curiosity and imagination lead the way. They learn about the power of being a good friend, gain confidence by mentoring younger girls, and can earn their Silver Award.



SENIORS
9TH & 10TH

Girl Scout Seniors are ready to take the world by storm, and Girl Scouts gives them countless ways to do it. Their experiences shape their world, while giving them a safe space to be themselves and explore their interests. Seniors can earn the prestigious Gold Award.



AMBASSADORS
11TH & 12TH

Girl Scout Ambassadors know that small acts produce big change. While they get ready for life beyond high school, Girl Scouts helps them take flight. They can also earn their Gold Award and drive lasting impact in their communities.

Throughout their time as Girl Scouts, girls grow into forces for good who transform the world through the Bronze, Silver, and Gold Awards. By earning these awards, your girls will tackle issues close to their hearts and make a real difference—and the Gold Award qualifies them for exclusive college scholarships and opens doors to promising career opportunities. The longer your girls are in Girl Scouts, the brighter their futures will be!



NEW LEADER'S GUIDE TO SUCCESS

What Makes a Successful Troop Experience?

No matter where your girls live, a universal Girl Scout experience connects them to their fellow Girl Scout sisters around the country. And there are so many ways to make sure your girls get the full Girl Scout experience in a way that excites and inspires them!





NEW LEADER'S GUIDE TO SUCCESS

Guiding Your Troop Experience

In leading a new troop, you'll want to guide the structure and experiences of your troop—from how and when meetings are held to how the troop communicates, and from steering girl-led activities to setting financial expectations. You'll make these decisions collaboratively, and it's a perfect opportunity to introduce girl leadership choices the troop.

Use these questions to guide your conversation with troop volunteers or co-leader before discussing the topics with families.

Meeting logistics:

- When will we meet and for how long? How frequently should we schedule troop meetings?
- Where will we meet? (Troop leader pro tip: great meeting spaces include schools, places of worship, libraries, and community centers. If working with teens, consider meeting at coffee shops, bookstores, or another place they enjoy.)
- If we meet virtually, which platform will we use? Can all girls access the necessary technology? Contact GSOSW to find out about free zoom accounts for leaders,

Troop communication:

- How often will we communicate with troop families?
- How will we keep families in the loop? The Volunteer Toolkit? Emails? Group texts?
- When will he have a parent meeting (and how often)? Having yearly parent meetings is a great way to keep families involved.


Money matters:

- Will our troop charge dues?
- How much money will we need to cover supplies and activities? What should our financial plan look like?
- Which components of the uniform—tunic, sash, vest—will troop families need to purchase? (Troop leader pro tip: get the full rundown on uniforms and insignia at [girlscouts.org/uniforms](https://www.girlscouts.org/uniforms).)

Your Troop Volunteer Team

You're never alone on your troop leader journey! Set the stage for a successful troop year by tapping into the people resources already at your fingertips: families, friends, and members of the community have their own unique strengths and can provide troops with time, experience, and ideas—so get them involved from the very beginning as part of your troop volunteer team! All adult members associated with a troop should have a volunteer role.

Some members of your volunteer team might play more active roles than others—and that's OK! One caregiver in your troop might step up as a dedicated troop treasurer, while others might volunteer to chaperone a field trip. Some roles, especially those that involve handling troop funds and supervising girls, require additional registration and training. Be sure those volunteers get signed up before they jump into the fun! Visiting www.girlscoutsw.org/volunteer is the best way to get started.



NEW LEADER'S GUIDE TO SUCCESS

Family Connections: The Key Ingredient to Successful Girl Scout Troops!

Girl Scouting provides the best opportunities for girls when families step up and play an active part in the troop. Without meaningful support from parents, it's difficult for a troop to be all it can be. Plus, girls feel a special sense of pride when their families take part and show interest in the things they're doing!

A parent/caregiver meeting should be the first meeting you hold each troop year—it sets up both new and returning troops for success!



Why? Because it helps:

- Families understand what Girl Scouting can do for their girls.
- Families and leaders identify ways they will work as a team to support the troop.
- Families and leaders agree about what the troop pays for and what families pay for individually.
- You fill key troop positions—you never know which parent will make an awesome assistant leader or troop cookie manager!
- Families know how the troop will communicate things like upcoming events and schedule changes.
- Families learn about uniforms, books, and other important basics.

Outlining clear expectations, building a team, and engaging families in the Girl Scout experience is a great way to start off on the right foot. When families are involved, leaders have support, and when the troop has a plan, girls benefit!

Check out our step-by-step guide and family meeting outline in the Volunteer Toolkit. This hour-long meeting will make all the difference in the year ahead: **100% of troops with the most satisfied parents and troop leaders report that they hold parent meetings.** You'll also want to hold an additional family meeting ahead of cookie season to introduce families to the program and let them know how they can pitch in.

Although Girl Scout programming is always focused on the girls themselves, it's important and helpful to open a few events to their families throughout the year. Inviting the whole crew—whether it's through a virtual meeting where siblings and caregivers join in the fun or a bridging ceremony—helps families better understand the value of Girl Scouts and makes them more likely to invest their time and talents in the troop.

That said, there's no need to wait for one of these special events to engage families in their Girl Scouts' troop lives. Keep communication lines open throughout the year—whether it's through your troop's social media page, personal emails, or in-person chats—to keep parents in the loop on what the girls are doing and learning during each meeting, and encourage them to let their girl “be the expert” at home, by, for example, explaining or teaching a new skill she's learned to the rest of the family.



NEW LEADER'S GUIDE TO SUCCESS

Let's Go—Your First Troop Meeting!

Your first troop meeting is a great chance to get to know the girls and brainstorm the exciting things they want to do in the year to come. If you're feeling a little nervous about leading troop meetings and experiences with your girls, that's OK! Just remember that:

It doesn't need to be perfect. Did an activity run over time? Or maybe you had tech issues during your virtual meeting? Take a deep breath, roll with the changes, and have fun! The girls aren't expecting perfection from you: your time, attention, and guidance are the best part of your leadership.

You learn with your girls. Keeping activities girl-led also means that at some point the girls will want to earn a badge or complete a project in a subject unfamiliar to you. But don't let that hold you back! Be open with the girls when you don't know something and become their partner in learning more. You'll show them that learning is a lifelong process and that, with an open mind, they can overcome any challenges that come their way.

Six Elements of a Great Troop Meeting

- 1. Ramp up.** Plan activities for the girls on arrival so that they have something to do until the meeting begins. This could be as simple as providing coloring pages, journaling, or talking with one another. (5 minutes)
- 2. Open.** Each troop decides how to open its meetings—most begin with the Girl Scout Promise and Law, a simple flag ceremony, song, game, story, or other activity designed by the girls. (5–10 minutes)
- 3. Conduct troop business.** Collect dues and make announcements, or plan an upcoming event or trip. (5 minutes)
- 4. Let the fun begin.** Use the meeting plans found in the Volunteer Toolkit! Activities are already designed to fit easily into this part of your meeting as you help your troop earn badges and complete Journeys. (30–45 minutes)
- 5. Clean up.** Because Girl Scouts should always leave a place cleaner than they found it! (5 minutes)
- 6. Close.** Just like the opening, each troop can decide how to close—with a song, game, story, or pretty much anything else! (5–10 minutes)

Meeting virtually? Check out a sample meeting agenda and other helpful resources in the “For Troop Leaders” section of [Girl Scouts at Home](#) as well as virtual-friendly activity adaptations in the Volunteer Toolkit!

First meeting checklist:

- 1. Cover the basics.** Review the details about when and where the meeting will take place and make sure families are aware.
- 2. Get ready.** Use the Volunteer Toolkit to verify your troop roster and email parents. This might be a great time to ask parents to provide you with any needed items, such as health history forms, uniform order forms, and troop dues.
- 3. Know the agenda.** Refer to our “Six Elements of a Great Troop Meeting” and the Volunteer Toolkit sample meeting agenda.
- 4. Review and practice your agenda.** You'll feel calmer during the actual meeting and ready to make adjustments as needed.
- 5. Be prepared...for fun!** When the girls and parents see that you're prepared for the meeting and ready to have a great time, they'll follow your lead!



NEW LEADER'S GUIDE TO SUCCESS

Keeping Girls Safe

Understanding How Many Volunteers You Need

From camping weekends to cookie booths, adult volunteers must always be present to ensure their girls have fun and stay safe, no matter their grade level.

Not sure just how many adults you'll need for your activity? The chart below breaks down the minimum number of volunteers needed to supervise a specific number of girls.

Volunteer-to-girl ratio chart	Group Meetings		Events, Travel, and Camping	
	Two unrelated volunteers (at least one of whom is female) for this number of girls:	Plus one additional volunteer for each additional number of this many girls:	Two unrelated volunteers (at least one of whom is female) for this number of girls:	Plus one additional volunteer for each additional number of this many girls:
Girl Scout Daisies (grades K-1)	12	1-6	6	1-4
Girl Scout Brownies (grades 2-3)	20	1-8	12	1-6
Girl Scout Juniors (grades 4-5)	25	1-10	16	1-8

Planning Safe Activities

When preparing for any activity with girls, check Girl Scouts' *Safety Activity Checkpoints* at girlscoutsw.org/forms for required guidelines on where to do the activity, how to include girls with disabilities, where to find both basic and specialized gear for the activity, and the specific steps to follow on the day of the activity. *Safety Activity Checkpoints* will also note if a first-aider is required.

If a safety activity checkpoint doesn't exist for an activity you and your girls are interested in, contact Customer Care at answers@girlscoutsw.org before making any definite plans.

What to Do in an Emergency

Although we all hope the worst never happens, you should know and follow our council's procedures for handling emergency incidents. Remember, at the scene of an incident, safety is your first priority. Provide care for the injured person and/or obtain medical assistance, then immediately report the emergency to **800-626-6543**.

Make sure a general first-aid kit is available at your meeting place and accompanies girls on any activity. You may need to provide the kit if one is not already available at your meeting location. You must always have on hand the names and telephone numbers of our council office, parents/caregivers of your girls, and emergency services such as the police, fire department, and hospital.



NEW LEADER'S GUIDE TO SUCCESS

Funding the Fun

Your girls probably have some big ideas about what they want to do in Girl Scouts—and that's awesome! As a troop leader, you'll coach them as they learn to earn and manage troop funds. But where do you start? Troop activities are powered in two main ways:

Troop dues. Many troops decide to collect troop dues to help provide startup funds for troop activities and supplies. These could range from a few dollars per meeting to a lump sum for the entire school year. It's completely up to each troop to decide what works best for them to support the activities they want to do.

Money-earning activities. The fall product and cookie programs are the primary money-earning activities for a troop—and they're a hands-on way for girls to learn money management skills that will serve them for the rest of their lives. You'll learn the ins-and-outs of these programs in a separate training.

We know you have more questions about troop finances, and we've got answers! Check out GSOSW's online Troop Finance training in gsLearn for the details you'll need to keep troop business running smoothly.

Organizational Structure

Girl Scouts of the USA (GSUSA): A national organization supporting the work of more than 100 councils across the U.S. for more than 100 years. Headquartered in New York City.

Girl Scouts of Oregon and Southwest Washington:

Independent 501(c)(3) nonprofit chartered by GSUSA, operating under the direction of a local board of directors, and overseeing all service units and troops within a specific geographic area.

Service Unit: Made up of volunteers who support the work of troop volunteers within a given geographic area.

Troops: Volunteer-supervised groups of girls.

Money FAQs

Our three most frequently asked-about troop finance topics:

Opening a bank account. New troops will need to set up a bank account to collect dues, pay for troop supplies and activities, and collect product sales revenue. Volunteer Essentials breaks down the process for you. Check it out at girlscoutsosw.org/forms to find out more.

Financial assistance. Finances shouldn't stand in the way of a Girl Scout's participation. Any girl needing financial assistance for membership can request it as part of the online member registration process. Other financial assistance is available for uniform components, events, and camps, and can be requested.

Tax exemption. Councils are 501(c)(3) nonprofits, so take advantage of your council's tax-exempt form when purchasing supplies and materials for Girl Scout troop use. Check in with your service unit to find out more.





NEW LEADER'S GUIDE TO SUCCESS

Council Contact Information

Where we're located and how to connect

Bend Service Center

3188 N Hwy 97,
Suite 109
Bend, OR 97703
541-389-8146+

Eugene Service Center

72C Centennial Loop, Suite 300
Eugene, OR 97401
1-800-522-8772
541-246-1240

Medford Service Center

2001 N Keene Way Dr
Medford, OR 97504
1-800-433-9288
541-773-8423

Portland Service Center

9620 SW Barbur Blvd
Portland, OR 97219
1-800-338-5248
503-977-6800



twitter.com/girlscoutsosw



facebook.com/GSOSW



instagram.com/girlscoutsosw



pinterest.com/girlscoutsosw



youtube.com/GirlScoutsOSW

Office Hours:

Monday-Friday 9 a.m.-5 p.m.

or shop Online 24/7 at:

girlscoutshop.com/OREGON-AND-SOUTHWEST-WASHINGTON-COUNCIL

girl scouts

